

# DIGITAL

Global Equity

Actinver | Asset Management

## FUND'S DESCRIPTION

March, 2024



Global Equity Fund with an Investment Strategy based on companies related to development of technological solutions for the digital economy. To execute this strategy the fund is co-advised by AXA Investment Managers.

## WHY INVEST IN OUR FUND?



1. Active Managed Global Equity Fund with co-advised by AXA Investment Managers.
2. Fund focus is on companies related to the digital economy based on the following activities: search engines, decision making (e-commerce), logistics (delivery) and data enablers (big data).
3. The adoption of digital economy is just starting and is currently on a phase of acceleration of growth perspectives.

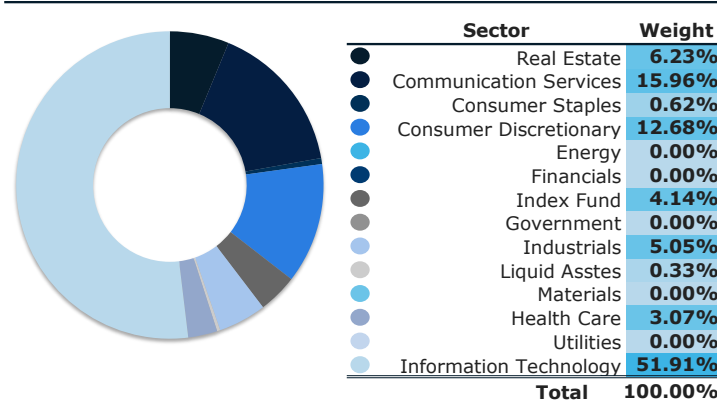
## ACTINVER FUNDS



## TOP 10 HOLDINGS<sup>1</sup>

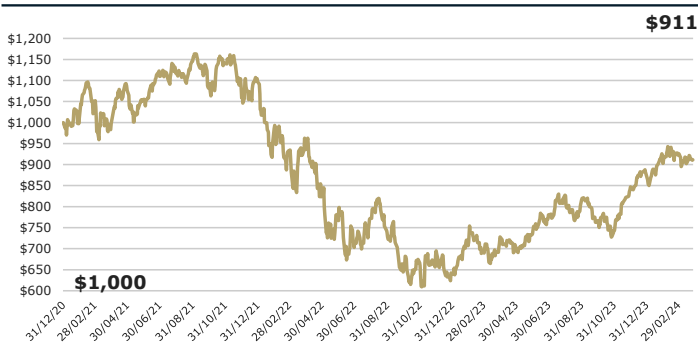
ID Price Vendor	Issuer	Sector	Weight
1ASP_CRM_*	salesforce.com Inc	Informati...	4.74%
1ASP_GOOG_*	Alphabet Inc	Communica...	4.61%
1ASP_AMZN_*	Amazon.com Inc	Consumer ...	4.53%
1ASP_MSFT_*	Microsoft Corp	Informati...	4.37%
1ASP_NOWW_*	ServiceNow Inc	Informati...	4.32%
1ISP_QTEC_*	First Trust NASDAQ-100 ...	Funds	4.14%
1ASP_WDAY_*	Workday Inc	Informati...	3.99%
1ASP_AAPL_*	Apple Inc	Informati...	3.85%
1ASP_PLD_*	Prologis Inc	Real Esta...	3.81%
1ASP_V_*	Visa Inc	Informati...	3.44%
<b>Total</b>			<b>41.79%</b>

## SECTOR BREAKDOWN<sup>1</sup>

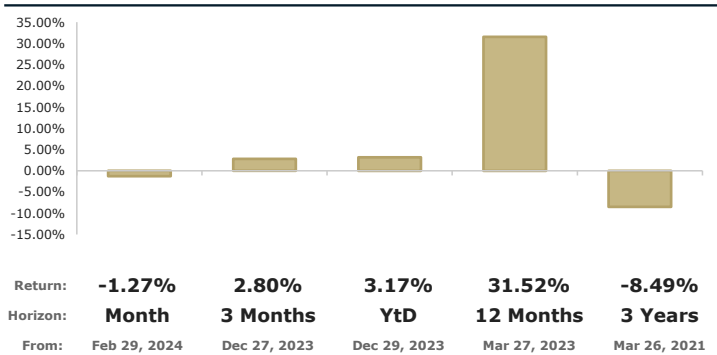


<sup>1</sup>"Liquid Assets" includes 1-day government repo and/or deposit accounts in MXN, USD and/or EUR.

## GROWTH OF HYPOTHETICAL \$1,000.00 USD<sup>2</sup>



## CURRENT RETURNS AS OF MAR 27, 2024; IN USD, ABSOLUTE<sup>3</sup>



## CALENDAR RETURNS; IN USD, ABSOLUTE<sup>3</sup>

Share Class B	Jan	Feb	Mar	Apr	May	Jun	Jul	Aug	Sep	Oct	Nov	Dec	YEAR
2024	2.23%	2.21%	-1.27%										3.17%
2023	11.76%	-3.26%	5.18%	-2.51%	3.63%	6.10%	5.97%	-1.44%	-6.08%	-2.73%	12.81%	5.09%	37.90%
2022	-10.18%	-5.25%	0.26%	-12.04%	-6.49%	-8.73%	9.71%	-4.14%	-12.81%	3.38%	2.84%	-6.53%	-41.63%
2021	-0.29%	2.49%	-2.33%	7.80%	-1.94%	5.05%	0.73%	2.54%	-5.67%	5.46%	-4.92%	1.17%	9.69%

Actinver | Asset Management

Acostúmbrete a ganar más®  
For more information, please visit:  
<https://www.actinver.com/fondos>  
<https://www.actinver.com/digital>

Call Center (CAT) +52 55-1103-6699

- Where to buy:
- Online Banking (e-Actinver)
  - Online Broker (Bursanet)
  - Actinver Brokerage Firm/Bank

Before investing please:  
Consider the investment objectives, risks, charges and expenses of the fund or annuity and its investment options. Contact Actinver for a free prospectus and, if available, summary prospectus containing this information. Read it carefully.

1. All data based on holdings as of Mar 27, 2024.  
2. The chart reflects a hypothetical \$1,000 USD investment (management and local taxes deducted, assumes reinvestment of dividends, coupons and/or capital gains calculated) calculated as of Mar 27, 2024.  
3. Equity Funds' absolute returns in USD (management and local taxes deducted according to the share class) as of Mar 27, 2024.  
Investment return and principal value of an investment will fluctuate so that an investor's shares, when sold or redeemed, may be worth more or less than the original cost.  
Past performance and does not guarantee future results. Performance could be positive or negative.  
The Funds are regulated by Comisión Nacional Bancaria y de Valores (CNBV), local regulator for investment funds.